



Lock Out Valves

Crane Warning
Systems Atlanta
1-877-672-2951 Free
1-770-888-8083 Direct
1-678-261-1438 Fax
www.cwsa.biz




Air Valve bank for a lock out system on a lattice crane.

Lock Out Valve Kits for ATB and Overload



Hydraulic valve installed on hoist winch.



Hydraulic valves installed on the telescope out and boom down functions.

Lock out valve kits are available for air controlled lattice cranes with automatic parking brake and hydraulic controlled telescopic cranes.

The lattice crane lock out kits contain the valve bank shown to the left, which is controlled by the internal relay from an ATB, LMI or RCI display. When the warning display signals an ATB or overload condition the relay activates the valve circuit which redirects flow to prevent movement of the crane in a direction that would put it further into anti two block or overload. The lock out kit contains the valve bank and instructions. ***Additional hoses and fittings will be required which are crane specific and not included in the kit.***

The hydraulic crane lock out kits contain three hydraulic valves, a junction box with internal relay, connecting cables and instructions. The standard kit includes two 40GPM valves and one 70GPM. The two 40GPM valves are for the telescope out and boom down function and the 70GPM valve is for the hoist up. If your crane uses two telescope out levers a 2nd 40GPM valve will be needed. *** Additional hoses and fittings will be required which are crane specific and not included in the kit. The fitting size on the valves in the kit are #16 SAE.***